


Episode 5 – Getting Along

Getting Along means to work or act together, to show cooperation and tolerance for those around us. Treating each other in a kind and fair way.



Bible Reference – Proverbs 17:17 “A friend is always loyal, and a brother is born to help in time of need.” (NLT)



Getting Along Drama



1. What happened after Kelly listened to gossip about her friend Shelly.

2. If someone does something wrong, we should turn the other cheek. What does this mean?

3. What did Hans put in the jar with the water and the oil to help it to mix together?

4. How can a dose of Jesus in our hearts help us to get along with those around us?

5. What are some things that you can do to get along with the people around you?

The Pelican

By Ranger Hardy



Pelicans are huge black and white birds who live in areas with water. Pelicans are very social and they work together in groups when they are fishing.

Pelicans are very large birds. They have a wing span of up to 2 ½ metres. These birds are very good at flying and gliding. Pelicans can stay in the air for up to 24 hours at a time, covering hundreds of kilometres.

The pelican has a very long bill. This bill has a massive throat pouch underneath it, which can stretch. Pelicans can use their pouch as a net. The pouch can hold up to 13 litres of water. Pelicans trap fish in their pouched beak and swallow the fish whole. Their bill also has a little hook on the end of it. When it is very hot, pelicans flutter their throat pouches to keep themselves cool.

Pelicans have feet with four fully webbed toes. These webbed feet help them to be very strong swimmers. They also have yellow rings around their eyes.

The pelican is another sensational creature that God has made. Watch out for them next time you are around areas where there is water

Answer the following questions

1. What is special about a pelican's beak?

2. How big is a pelican's wing span?

3. What do pelicans work together in groups doing?

5. What lessons can we learn from the pelican about getting along and working together?

Floating Oranges Experiment

Professor I.R. Wise

There is a different density between the centre of an orange and it's skin. The skin is much more porous - it has lots of little air pockets . When this outer layer is removed, the orange is no longer as porous - so it will sink when placed in the water.



You will need

oranges
jug of water
peeler

Method

Place orange in the jug of water - watch it float.
Peel the orange skin of another orange and place it in the water. Watch what happens now.

Analysis

1. After the orange skin was removed from the orange, what happened when it was placed in the water? What do you think was the reason why one orange floated and one sunk?

3. Draw and label the cross sections of the orange showing the outer skin and the inner section.



2. Professor I.R. Wise talked about the orange peel being like a big barrier around the orange. How did he say that this reminded him of people?

Song – Stand And Be United

Listen to the song *Stand And Be United*, and then fill in the missing words from the word bank below.

We've got to _____ and be _____, united for our _____

We _____ let the enemy _____ we _____ let the enemy _____

We've _____ to _____ and be _____, united _____ our _____

We won't _____ the _____ conquer

We won't _____ the _____ win

There'll be _____ many _____ that the devil's gonna _____

To _____ this _____ apart

He _____ all of our _____

He _____ how to _____ right to our _____

We've gotta keep _____ on _____

And the _____ we've been _____ to do

'Cause no _____ what the _____ ' gonna _____

_____ will _____ us _____

focused	got	King	won't	for	won't
let	King	stand	let	win	enemy
conquer	stand	ways	weaknesses	try	apart
pull	knows	united	Jesus	get	through
hearts	task	devil's	enemy	try	united
Jesus	matter	see	so	given	knows

D.I.Y for Kids – Blow Football

You will need

2 strips of wood 45cm x 2 cm x 4 cm

2 strips of wood 70cm x 2 cm x 4 cm

Plywood base 50 cm x 70 cm

Piece of green felt 55 cm x 75 cm


Yellow and white paint, paint brushes

Wood glue, scissors, strong masking tape

Small cardboard box

Drinking straws and ping pong ball

Red paper and 4 cocktail sticks



What you do

1. Paint the strips of wood yellow, allow to dry.



2. Cut out a triangle from the corners of the felt to allow it to fold over the wooden base. Use the strong tape to position it in place.



3. Mark a centre line, a centre circle and the two goal areas, and paint using white paint.



4. Glue the yellow strips of wood together and glue down onto felt base.



5. Cut a small box in half to make the goals.



6. To make the corner flags, cut a diamond shape out of the red paper. Fold it in half over the cocktail stick and glue together. Glue one flag into each corner of the football game board.



7. To play the game, you and your partner try to blow the ping pong ball into the goal using the straw. The person with the most goals is the winner.



Balloon Kaboom

The Pelican

Pelicans get along together and work together to round the fish up. We can learn to get along like the pelican. "If the peli-can we-can". It's better to get along together than to work against each other.



1. How do pelicans work together when they are catching fish?

2. What can we learn about getting along from the pelicans?

2. Draw a picture of the pelican balloon Pastor Daron made?

Getting Along Word Search

o	p	a	r	n	i	e	s	i	n	c	o	y	p	y	l
p	r	s	h	a	c	k	k	p	a	r	t	n	e	r	e
r	o	a	r	b	y	s	h	r	h	o	w	f	t	l	a
e	f	t	n	r	y	k	e	l	l	y	j	p	e	a	r
v	e	r	r	g	p	c	d	u	n	r	b	j	s	y	n
i	s	o	e	i	e	e	i	g	o	s	s	i	p	s	a
s	s	h	d	n	l	s	s	a	i	e	s	o	u	o	g
h	o	i	f	r	i	e	n	d	s	h	i	p	w	e	t
r	r	c	i	f	c	n	i	t	r	u	s	t	e	l	n
e	a	r	i	l	a	e	n	t	u	r	g	n	o	l	a
h	k	r	o	a	n	v	w	l	c	t	r	l	a	o	t
t	t	o	g	y	l	i	e	t	x	h	e	u	r	o	r
e	e	h	d	o	o	g	t	n	e	s	r	e	h	t	o
g	s	a	m	l	e	r	s	i	d	e	p	l	e	h	p
o	a	e	b	g	n	o	r	w	l	l	i	w	t	i	m
t	m	u	c	h	b	f	s	e	k	a	t	s	i	m	i

social	together	pelican	inside
friends	orange	friendship	forgiveness
loyal	forgive	sorry	trust
forgiven	excursion	professor	care
partner	important	gossip	good
wrong	Kelly	upset	along
others	hurt	mistakes	help

Getting Along Code Breaker

1. Crack the code to discover the hidden message.

α φ ρ ι ε ν δ ι σ α λ ω α ψ σ λ ο ψ α λ α ν δ α


β ρ ο τ η ε ρ ι σ β ο ρ ν τ ο η ε λ π ι ν τ ι μ ε

ο φ ν ε ε δ . Π ρ ο π ε ρ β σ 17:17

a	b	c	d	e	f	g	h	i	j	k	l	m
α	β	χ	δ	ε	φ	γ	η	ι	φ	κ	λ	μ
n	ο	ρ	q	r	ς	τ	u	v	w	x	y	z
v	ο	π	θ	ρ	σ	τ	υ	ϖ	ω	ξ	ψ	ζ

2. Draw a picture which show you getting along with those around you.

Getting Along Crossword Puzzle



Across:

- 3 - To say sorry to someone else
- 6 - To go on an educational trip with a group of others.
- 7 - Being faithful.
- 9 - To be nice to someone else.
- 10 - The process a scientist uses to test something out.

Down:

- 1 - A type of fruit.
- 2 - Being able to get along with those around you.
- 4 - Doing something wrong.
- 5 - To stay on the surface.
- 8 - To go to the bottom.

Possible Answers:

apology, cooperation, excursion, experiment, float, kind, loyalty, mistake, orange, sink

Arnie's Shack - Pictures to Colour by *Beau Ferret*

