


Episode 2 - Persistence

Persistence is refusing to give up or let go. To keep on trying to do something, no matter what!



Bible Reference -Romans 2:7 To those who by persistence in doing good seek glory, honour and immortality, He will give eternal life. (NIV).



Persistence Drama



1. In the drama, what was Kelly doing that she found difficult.

2. What was Shane having difficulties with in the drama?

3. What is something that you find difficult? What do you usually do when you find something hard to do?

4. What did Thomas Edison invent, and how many times did he persist with his invention before it worked?

5. How does Thomas Edison's persistence help us today?

6. What can you do next time you find that what you are trying to do is not working?



The Persistent Fairy Penguin

By Ranger Hardy



Penguins are birds but they cannot fly. Instead they use their little wings and webbed feet to help them to swim. Penguins are persistent little creatures. They waddle when they walk and move much faster in the water than they do on land.

The Fairy Penguin lives in the southern parts of Australia and New Zealand. They don't live in the ice and snow like most penguins do, instead they live in a burrow. Fairy penguins only grow up to 41 cm in size and eat fish, squid and other small sea creatures. They are very good at diving to catch their prey. They stay dry, as their feathers are oily due to oil glands in their tails.

Answer the following questions

1. How tall do fairy penguins grow?

2. What do Fairy Penguins eat?

3. Where can the Fairy Penguin move the fastest?

4. How do Fairy Penguins stay dry.

5. Unlike other birds, Fairy penguins cannot fly. How do fairy penguins move around instead and what lessons can we learn from the persistent Fairy Penguins?

Lifting Ice Cubes Experiment

Professor I.R. Wise



You will need

- 1 glass of water
- An ice cube
- A piece of string
- Salt

Method

Place the ice cube into the glass of water.

Sprinkle salt onto the ice cube.

Place the piece of string onto the ice cube. When it sticks to the ice cube, gently lift the ice cube out of the glass of water.

Analysis

1. What difficulties if any did you have with this experiment?

2. What difficulties did Hans have when he tried this experiment and how did he react?

3. What did the salt do to the ice cube that allowed the string to stick to it?

4. What can we learn about persistence from this experiment?

Song – With God

Listen to the song *With God*, and then fill in the missing words from the word bank below.

When I stop and _____ about the _____ that I can ___.

I just _____ I can't do _____ when there's so much to do.

When I _____ things by _____ I often find I _____.

But _____ I try them with my _____ well there's another _____.

With _____ I can _____.

With God He'll _____ me _____ it.

With _____ there's _____ to _____.

Yes _____ is _____ with _____.

When God's _____ me we _____ a _____ that's always gonna _____.

Cause there's no _____ that I could _____ when I'm palled up with _____.

I _____ don't know all that's in _____ but I know I'm gonna _____.

That when I'm _____ with my _____ it's the _____ place I can _____.

through	do	try	do	Him	fail
with	when	God	God	much	tale
it	God	possible	think	see	way
feel	everything	see	nothing	it	myself
team	God		make	things	win
store	working	fail	best	still	be

D.I.Y for Kids – Juggling Balls

You will need

3 felt rectangles 8 x 16cm

PVA glue

Scissors

Small dried beans, lentils, seeds or rice

Spoon

12 small pom poms

Needle and thread



What you do



1. Spread glue along one of the shorter edges and half of the adjoining long edge of the felt.



2. Fold it in half. Leave it till it dries.



3. Use the spoon to fill the felt bag about two thirds full with beans or lentils.



4. Glue along the top of the felt bag, press side together. Make sure the seam is in the middle to make a pyramid shape.

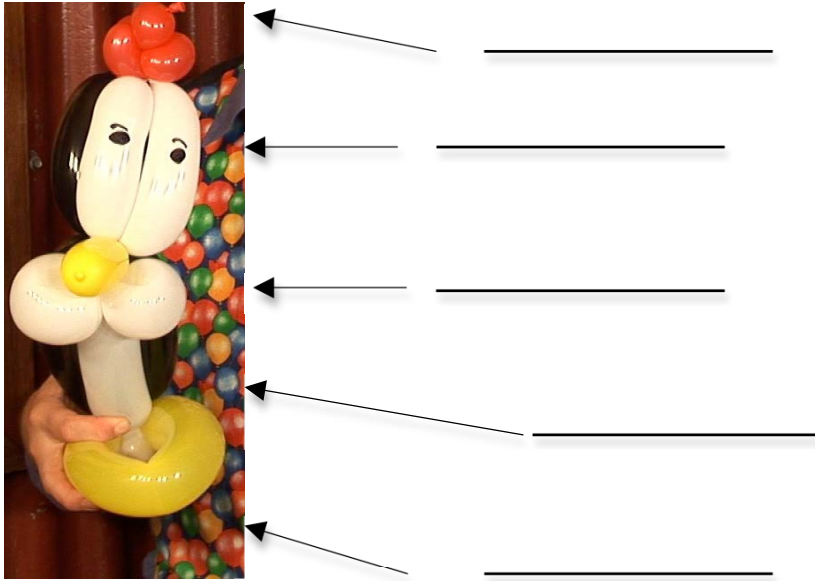


5. Use the needle and thread to sew pom poms onto the corners of each juggling ball.

Balloon Kaboom – Persistent Penguin

Penguins can't fly. They have to walk along on their feet. When they're on the ice and it's cold they have to walk from their homes to the water so they can swim to catch their food. We can be persistent just like the penguin. When things seem too hard just keep on persevering. Be persistent.

1. Use the word bank below to label the balloon penguin.



Word bank

beak	eyes	top knot	feet	body
------	------	----------	------	------

2. How did Pastor Daron say penguins showed persistence?

3. What are some ways that we can show persistence?

Persistence Word Search

d	p	e	r	s	i	s	t	e	n	t	a	r	d	n	a
i	e	e	i	e	r	e	t	f	a	s	i	n	e	i	m
f	n	n	d	e	o	v	r	f	g	o	i	o	d	y	a
f	g	m	b	k	w	i	y	o	n	f	k	i	u	o	z
i	u	e	e	i	c	e	i	n	v	e	n	t	o	r	i
c	i	l	g	n	p	c	n	e	j	e	s	a	u	a	n
u	n	b	n	g	s	e	g	u	o	p	e	n	e	d	g
l	e	o	o	m	s	r	r	e	y	v	o	i	l	e	s
t	t	r	r	d	r	a	h	s	h	s	i	m	s	l	p
g	k	p	w	e	k	a	t	s	i	m	a	r	i	i	r
n	n	n	o	i	t	a	u	t	i	s	o	e	w	a	a
i	b	w	o	r	k	s	t	p	m	e	t	t	a	f	c
k	i	e	h	t	t	r	g	n	i	k	e	e	s	f	t
r	b	l	f	r	u	s	t	r	a	t	e	d	n	o	i
o	e	t	e	l	l	g	n	i	k	c	o	n	k	c	c
w	d	e	e	c	c	u	s	p	o	s	s	i	b	l	e

<i>persistence</i>	<i>persistent</i>	<i>trying</i>	<i>opened</i>
<i>knocking</i>	<i>seeking</i>	<i>receives</i>	<i>penguin</i>
<i>mistake</i>	<i>frustrated</i>	<i>determination</i>	<i>succeed</i>
<i>possible</i>	<i>inventor</i>	<i>tried</i>	<i>attempts</i>
<i>failed</i>	<i>practice</i>	<i>amazing</i>	<i>working</i>
<i>difficult</i>	<i>situation</i>	<i>find</i>	<i>problem</i>
<i>work</i>	<i>hard</i>	<i>easy</i>	<i>wrong</i>

Persistence Code Breaker

1. Crack the code to discover the hidden message.

α ν δ σ ο Ι τ ε λ λ ψ ο υ , κ ε ε π ο ν α σ κ ι ν γ , α ν δ

ψ ο υ ω ι λ λ ρ ε χ ε ι π ε ω η α τ ψ ο υ α σ κ φ ο ρ .

κ ε ε π ο ν σ ε ε κ ι ν γ , α ν δ ψ ο υ ω ι λ λ φ ι ν δ .

κ ε ε π ο ν κ ν ο χ κ ι ν γ , α ν δ τ η ε δ ο ο ρ ω ι λ λ β ε

ο π ε ν ε δ τ ο ψ ο υ . φ ο ρ ε π ε ρ ψ ο ν ε ω η ο α σ κ σ ,

ρ ε χ ε ι π ε σ . ε π ε ρ ψ ο ν ε ω η ο σ ε ε κ σ , φ ι ν δ σ . α ν δ

τ ο ε π ε ρ ψ ο ν ε ω η ο κ ν ο χ κ σ , τ η ε δ ο ο ρ ω ι λ λ β ε

ο π ε ν ε δ . λ υ κ ε 11:9 & 10

a	b	c	d	e	f	g	h	i	j	k	l	m
α	β	χ	δ	ε	φ	γ	η	ι	φ	κ	λ	μ
n	o	p	q	r	s	t	u	v	w	x	y	z
v	ο	π	θ	ρ	σ	τ	υ	ϖ	ω	ξ	ψ	ζ

ο π ε ν ε δ . λ υ κ ε 11:9 & 10

Persistence Activities


1. Unscramble the following words. Use the word bank to help you.

nazamig	
ringyt	
diret	
fiidtulcf	
deucecs	
mlepbor	
lipseso	
catpicer	
tentresisp	

Word Bank

succeed	trying	practice
possible	problem	difficult
persistent	tried	amazing

2. Draw a picture, which shows an example of persistence. Explain underneath the picture, how you think it illustrates persistence.





Arnie's Shack - Pictures to Colour *by Beau Ferret*



Arnie's Shack - Pictures to Colour by Beau Ferret

